



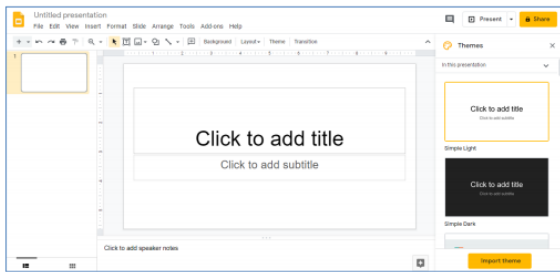
# Mossfield Primary School Knowledge Organiser



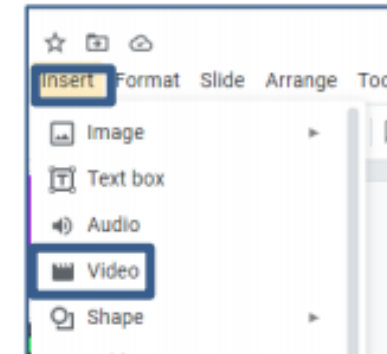
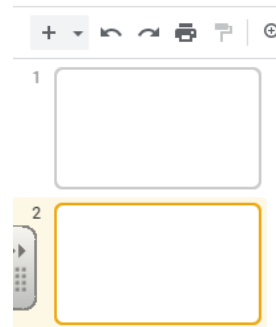
Year 3 — **Presenting - with Google Slides**. A presentation program is used to present information to an audience in an engaging way, such as including text, pictures and videos. Google Slides is an example of a presentation program.

## Key Learning

To understand the purpose of the Slides tool.



To add slides to presentations.



To add media to presentations.

To format text appropriately.



To add shapes and lines to enhance a presentation.



To use the skills learnt to design and create an engaging presentation.

# Key Vocabulary

Animation	Visual effects used on objects such as text boxes or pictures. They allow these objects to be brought on and off the slide in a certain way.
Design themes	A variety of ready-made templates with custom formatting (font, colour scheme etc.) which gives a certain look and feel.
Font	A set of type which shows words and numbers in a particular style and size.
Media	Images, videos, or sounds which can be added to a presentation.
Presentation	A visual way of displaying information to an audience that is clear and engaging. It can contain text, images, and videos.
Presentation program	A computer program, such as Google Slides or Microsoft PowerPoint, which is used to create a presentation.
Slide	A single page within a presentation.
Slideshow	A collection of pages arranged in sequence that contains text and images to present to an audience. Often referred to as a Slides presentation.
Textbox	A box in which text can be inputted and formatted.
Text formatting	When you change the format of text on a page, including the font, the size and whether it is bold, underlined or in italics.
Transition	The interesting effect used when one slide moves onto the next.
WordArt	A way to treat text as a graphic so that you can add special effects to text.