



Mossfield Primary School Knowledge Organiser

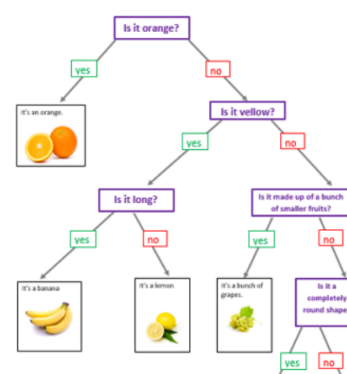


Year 3 — **Databases and Graphing**. A branching database is used to classify groups of objects. It is used to help identify the objects by answering questions. Branching databases can also be called binary trees.

Key Learning

To sort objects using just 'yes' or 'no' questions.

To complete a branching database.



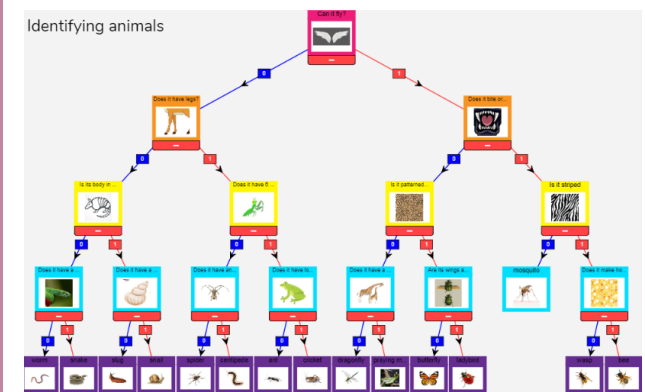
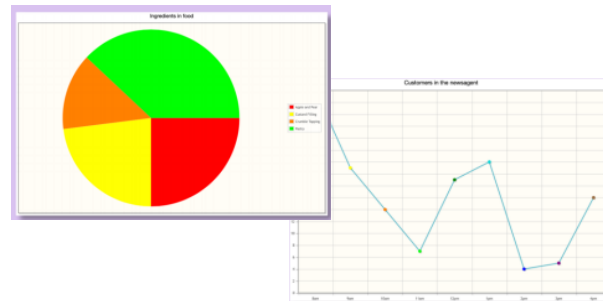
To create a branching database of their choice.

To enter data into a graph and answer questions.

Item	Number
Red	5
Blue	3
Green	7
Pink	2
Black	5
Total:	22.00

Set interval size: - 1 +

To solve an investigation and present the results in graphic form.



Key Vocabulary

Bar chart	A graph in which the numerical amounts are shown by the height or length of lines or rectangles of equal width.
Block graph	A graph where a block represents one item.
Branching database	Used to classify groups of objects. It is used to help identify the objects by answering questions with either 'yes' or 'no'. Branching databases can also be called binary trees.
Column	A vertical line of entries in a table or graph.
Data	Facts and statistics collected together for information.
Database	A collection of data organised in such a way that it can be searched, and information found easily. Database usually refers to data stored on computers.
Field	A part of a record.
Line graph	A graph where a line is used to show an amount.
Pie chart	A type of graph in which a circle is divided into sections that each represent a part of the whole.
Question	Something that is asked or written to try and gain information.
Row	A horizontal line of entries in a table or graph.